

RECORD OF APPROVAL ACTIONGILBARCO - GASOLINE DISPENSERS WITH KEY CONTROLLED SUBSIDIARY
CUSTOMERS' TOTALIZERS AND TOP MOUNTED TICKET PRINTERS

The gasoline dispensers listed on S-WA. 591 may have key-controlled subsidiary totalizers installed, provided that the individual totalizer in use is visible so that its advance can be checked against the verified and sealed meter, as required by W & W Circular 69/1, Sections 2.1 and 2.2. At the present time the totalizers will be supplied without the shutters, so that all totalizers are exposed at all times. Typical model numbers for these dispensers are as follows:

- 625-150-710 Dispenser with 12 gpm capacity, suction pump, visigauge (code 7), 10 subsidiary totalizers.
- 625-250-716 Dispenser with 18 gpm capacity, suction pump, 16 subsidiary totalizers.
- 625-350-720 Dispenser with 18 gpm capacity, remote pump, 20 subsidiary totalizers.

The change of 100 to 150, etc., designates the Keytrol assembly.

701 to -720 denotes dispensers with 1 to 20 keys.

721 to -740 denotes dispensers with 1 to 20 keys and a filter before the meter.

These dispensers may also be equipped with top mounted zero-start or accumulative ticket printers; the 5th digit changes to a 3 for a zero start printer and to a 4 for an accumulative printer. These printers are not interlocked to prevent the printing of incorrect or fraudulent tickets and the printer shall be labelled: "Printed Ticket Not Legal for Billing" in accordance with W & M Circular 71/1.

Typical model numbers are as follows:

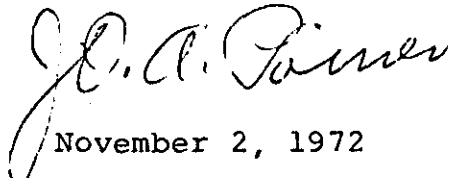
- 625-130-710 Dispenser with zero start printer and 10 subsidiary totalizers.
- 625-240-716 Dispenser with accumulative printer and 16 subsidiary totalizers.

File Nos. G 1151-57/G188

(Note: File Record of Approval Action with Approval Listing notices when Approval Listing number is assigned in advance of preparation of notice; replace with Approval Listing notice when issued).

Approval is granted for use of the above-listed devices subject to any special or general conditions which may be listed on the Approval Listing notice, and subject to supply of any information or photographs requested.

(for) Chief, W & M Division



November 2, 1972



Department of consumer and corporate affairs / Ministère de la consommation et des corporations



STANDARDS BRANCH - DIRECTION DES NORMES

NOTICE OF APPROVAL - AVIS D'APPROBATION

NO.	S.WA - 591 Revision 1
DATE	February 6, 1973

APPROVED: GILBARCO - SERIES 625 GASOLINE DISPENSERS

manufactured by: Gilbarco Canada Limited, Brockville

APPARATUS LISTED: Gasoline dispensers with non-computing type 4-wheel registers, optionally equipped with key controlled customers totalizers (10, 20, 30 or 40 keys) and top-mounted ticket printers.

<u>MODEL NO. OF BASIC DISPENSER</u>	<u>DESCRIPTION</u>
C625-100-701	Single suction pump
C625-200-701	Single suction pump
C625-300-701	Single remote pump

Maximum capacities: 12, 18 and 18 gpm respectively.

DESCRIPTION: These dispensers are "commercial" types and differ from Gilbarco's retail service station type only in that the upper housing (register enclosure) is replaced by one suitable for a non-computing register. The arrangement of the internal working components is the same as in retail service station dispensers.

The incorporation of the various optional features is denoted in the model number according to the following code:

C625 CANADIAN MADE COMMERCIAL TYPE UNIT WITH EXTERNAL HOSE AND 1000 GALLON REGISTER

C625 - X X X	
1	STANDARD GALLONAGE PUMP (15 GPM)
2	HIGH GALLONAGE PUMP (18 GPM)
3	HIGH GALLONAGE REMOTE SUBMERGED PUMP
0	REGISTER ONLY
1	REGISTER AND ZERO START TICKET PRINTER
2	REGISTER AND ACCUMULATIVE TICKET PRINTER
3	KEY OPERATED WITH ZERO START TICKET PRINTER
4	KEY OPERATED WITH ACCUMULATIVE TICKET PRINTER
5	KEY OPERATED LESS TICKET PRINTER
7	FOR USE WITH PA64 READOUT CONSOLE
0	ORIGINAL MODEL OF SWITCH (ON PUMP MOTOR)
2	INTERNAL MOTOR SWITCH AND SWITCH BOX
4	ELECTRIC RESET

C625 - X X X - X X X

- 2 IMPERIAL GALLONS - NO VISIGAUGE (N.L.F.T.)
- 3 METRIC LITRES - NO VISIGAUGE (N.L.F.T.)
- 7 IMPERIAL GALLONS - WITH VISIGAUGE
- 8 METRIC LITRES - WITH VISIGAUGE

- 0 1 4 WHEEL REGISTER
- 0 6 4 WHEEL REGISTER AND FILTER
- 1 0 10 KEYS
- 2 0 20 KEYS
- 3 0 30 KEYS
- 4 0 40 KEYS

C625 - X X X - X X X - X X


- 0 0 STANDARD 13 - FOOT HOSE, STD. MOTOR
- 0 2 STAINLESS STEEL LOWER PANELS
- 0 8 EXTERNAL FILTER


APPLICATION: At service stations catering to vehicle fleets, transport trucks, taxi-cabs and other commercial vehicles.

TESTING: The standard tests for a gasoline dispenser shall apply.

REFERENCES: S WA - 591: Record of Approval Action of November 2, 1972; Record of Approval Action of May 9, 1969.

CONDITIONS OF APPROVAL: Approval is granted under the Weights and Measures Act, R.S.C., 1970, , c.W-7, and Regulations thereunder (.P.C. 6894) for use in Canada under the general conditions of P.C. 6894, and under any special conditions listed above.


 (for) Chief
 Weights and Measures Division
 Standards Branch


 R. W. MacLean
 Director,
 Standards Branch