



CANADA

DEPARTMENT OF TRADE AND COMMERCE
STANDARDS DIVISION

OTTAWA, December 17th, 1956.

APPROVAL LISTING

Axle Load Truck Scale - manufactured by
W. & T. Avery Limited, Birmingham, England.

Under the provisions of the Weights and Measures Act, Chapter 292,
R.S.C. 1952, and Regulations thereunder (P.C. 6894), the apparatus specified and ill-
ustrated herein has been listed as an approved device and may be used in Canada in
accordance with the conditions applicable.

Apparatus Listed: Manual ticket printing axle load truck scale, model 5LEX.


Rating of Apparatus: 60,000 lbs. capacity.

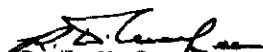
Application: Weighing vehicles for highway weight control.

Conditions: As prescribed in P.C. 6894 with the added mandatory requirement
that the approaches to the scale be in line with the scale deck,
level and straight for the full length of any vehicles to be weighed
on the scale.

Description: This device is a heavy duty scale with a 10' x 10' steel deck
used for the purpose of determining the axle loading of vehicles.
The under deck leverage system consists of two end levers and a
transverse transfer lever. The end lever arm is offset from
center and is bolted to the primary section of the lever. The
fulcrum of the transfer lever is located on the center line of
the leverage system. Pivots are of a special steel alloy at the
bearing edge with a low carbon steel backing. Bearings are V
type chrome steel with low carbon steel backing and are self-
aligning and interchangeable. A single notched stainless steel
beam is provided with a capacity of 60,000 lbs. x 1000 lbs.
Incorporated in the main poise are two minor poises, one register-
ing to 900 lbs. x 100 lbs. and one registering to 95 lbs. x 5 lbs.
Balance is secured by the operation of a balance ball enclosed in
the beam butt. The ticket printer is hand operated.

Testing: The standard tests for a truck scale shall apply. Due to the lim-
ited size of the platform, when added weight is required it may be
supplied by the axle load of a truck and known weights added. The
axle load weight should be rechecked when the known weights are
removed.


C. S. Phillips,
Assistant Director (W&M),
Standards Division



R. W. MacLean,
Director,
Standards Division.

Reference: A-428


Avery Axle Load Scale
Model 51E3

SD-MA. 294


Corner Stand and Lever Assembly



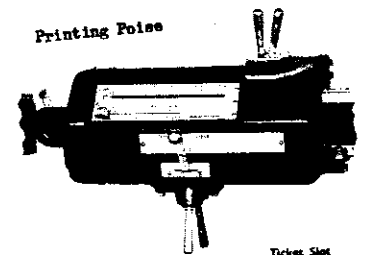
Beam Indicator



Platform and Leverage System



Printing Poise



Ticket Slot

