



DEPARTMENT OF TRADE AND COMMERCE
STANDARDS BRANCH

SD-WA.93
(Revised)

OTTAWA December 29, 1965.

APPROVAL LISTING

TRINER PLATFORM BEAM SCALES

Under the provisions of the Weights and Measures Act, Chapter 292, R.S.C. 1952, and Regulations thereunder (P.C. 6894), the apparatus specified and illustrated herein have been listed as approved devices and may be used in Canada in accordance with the conditions applicable.

Apparatus Listed: Platform Beam Scales, Models RS48-101, RS49-101, RS50-101, RC48-101, RC49-101, RC50-101, 101, 102, 230, 530, each having a capacity of 101 lbs; Models RS48-201, RS49-201, RS50-201, RC48-201, RC49-201, RC50-201, 201, 202, 232, 532, each having a capacity of 201 lbs; Model 220 capacity 221 lbs; Model 301 capacity 102 lbs; and Model ME-51 capacity 50½ kgs. Manufactured by Triner Scale and Manufacturing Company, Chicago, Illinois and Triner Scale and Manufacturing Company of Canada Limited, 313 Horner Avenue, Toronto, Ontario.

Rating of Apparatus: Capacities as shown above.


Application: Parcel Post, Express and weighing of commodities in general trade.

Conditions: As prescribed in P.C. 6894, with the added mandatory requirement that Models 102 and 202 be not equipped with removable hook weight for the compensation of the weight of the scoop.

Description: All devices listed are of the same fundamental design as the basic Model 101 except for capacities, the addition of scoops, trays, platters and single proportional counting devices.


The basic model is a beam type compound lever platform scale, with the beam located below the level of the load receiving element. The beam is notched; graduations are 1 lb. and 1 ounce on the fractional section of the beam. The levers are U cross section sheet metal with hardened steel pivots, and the bearings are hardened V shaped steel plates of the semi-floating type.

...../2



TRINER PLATFORM BEAM SCALES

SD-WA. 93
(Revised)

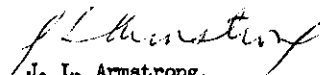


Description (Con.'d)

Movement of the mechanism from the normal position is controlled by pivot guards of the anti-friction type. The balance ball is located within the hollow beam and is controlled by an adjusting screw located in the end of the beam.

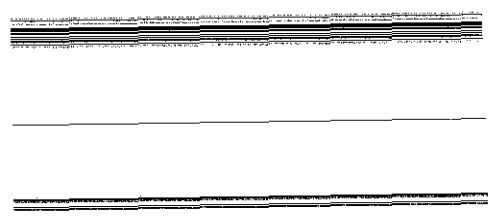
The whole mechanism except the beam is enclosed in a sheet metal case.

Testing: The standard tests for a counter platform beam scale shall apply.


J. L. Armstrong,
Chief, Weights and Measures Division,
Standards Branch.


R. W. MacLean,
Director,
Standards Branch.

Reference: SL-102-188



(

(

)