



Department of consumer and corporate affairs / Ministère de la consommation et des corporations



STANDARDS BRANCH - DIRECTION DES NORMES

NOTICE OF APPROVAL

T-67-1

OTTAWA August 14, 1972

SANGAMO TYPE "ME FORM 6" VOLTAGE TRANSFORMERS

Primary Voltages	600, 480, 360, 300, 288, 240, 120 volts
Secondary Voltages	120 volts
Accuracy Rating at 60 Hz	0.3W; 0.6X*
Frequency	60 Hz
Voltage Class	600 volts
Thermal Rating	200 v a
Style	Moulded, indoor, outdoor

* The nameplates are marked 0.3W; 0.6X

Description

The Type "ME Form 6" voltage transformers were designed for indoor metering service, but modifications have been made to the terminal arrangement that permit their use outdoors. The new design, beginning with serial number 340,000 is illustrated on page 2 of this approval notice.

The core is of wound type construction using high grade directional grain silicon steel, and the entire core and coil assembly is vacuum cast in epoxy resin with the terminals cast in the epoxy. Transparent covers over the terminals are provided with sealing screws.

This approval notice supersedes T-67 to cover transformers suitable for outdoor service and the additional rating of 288-120 vol


Approval granted to:

Sangamo Company Ltd.,
Leaside, Toronto 17, Ontario.


J.S.T. Swanson, P. Eng.,
Chief, Standards Laboratory,
Standards Branch.

W.J.S. Fraser,
Chief, Electricity & Gas Division
Standards Branch.

Ref: SL-100-77
1145-57-S2-77



INDOOR ONLY



INDOOR - OUTDOOR



Department of consumer and corporate affairs / Ministère de la consommation et des corporations



STANDARDS BRANCH - DIRECTION DES NORMES

NOTICE OF APPROVAL

T - 68

OTTAWA July 12, 1971.

I-T-E CIRCUIT BREAKER (CANADA) LIMITED
TYPES "MCB5M" and "MCB15M" CURRENT TRANSFORMERS

Primary Currents	3000/2500/2000/1500/1000 amperes 4000/3000/2000/1000 amperes 5000/4000/3000/2000/1000 amperes 3000/2000/1600/1000 amperes 3200/2400/2000/1600/1000 amperes 3200/1600 amperes
Secondary Current	5 amperes
Accuracy Rating at 60 Hz	0.3B0.1, B0.2, B0.5, B0.9, B1.0, B1.8, B2.0*
Frequency	60 Hz
R.F. (rating factor)	1.0
Nominal Voltage Class	
MCB5M	5 kv
MCB15M	15 kv
Wire	2
Style	Moulded, indoor

* 0.3B2.0 which applies to approved ratios is marked on the nameplate.



- (1) The secondary terminals that are to be used to obtain the desired ratio will be marked on a label attached to the body of the transformer adjacent to the nameplate.

Description

These transformers are bushing type, and have integral insulating tubes through which the primary conductor passes. The type MCB15M has a longer tube than the type MCB5M.

They are designed for and intended for use with I-T-E circuit breaker switchboards.

I-T-E Circuit Breaker (Canada) Ltd., Types "MCB5M" and "MCB15M" Current Transfor. s



Each transformer has a single tapped secondary winding with leads brought to terminals mounted on an extension of the body.

Transformers may have three, four, five or six secondary terminals and each terminal will be identified with a label marked "X1", "X2", "X3" etc.

If there is another unmarked terminal in the centre of the extension of the body it has no electrical connection and is intended to be used **solely** in mounting the transformer.

The label on the body will identify the terminals that must be used to obtain the desired ratio which must be one of those listed.

It is not necessary that secondary terminal "X1" be the common terminal for all ratios, but in all cases, the secondary terminal with the lower suffix of the pair will have the same polarity as the primary entrance side marked "H1".

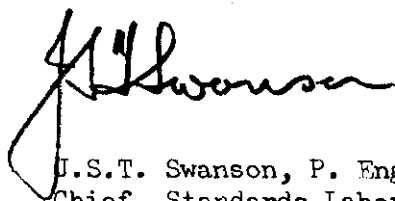
Transformers may be encountered where by using certain pairs of terminals, current ratings less than 1000-5 amperes may be available; but it should be noted that these lower ratios are not approved for revenue metering.

The illustration does not show the label setting out the approved ratios and their corresponding secondary terminals that will appear on all production units.

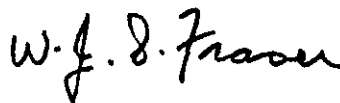
The transformers covered by this approval are made in Canada.

Approval granted to:

I-T-E Circuit Breaker (Canada) Ltd.,
Eastern Power Devices Division,
Port Credit, Ontario.



J.S.T. Swanson, P. Eng.,
Chief, Standards Laboratory,
Standards Branch.



W.J.S. Fraser,
Chief, Electricity and Gas Division,
Standards Branch.

Ref: SL-100-974(Q)
SE-85-9