



Department of consumer and corporate affairs / Ministère de la consommation et des corporations



STANDARDS BRANCH - DIRECTION DES NORMES

NOTICE OF APPROVAL

T-65

OTTAWA April 28, 1971

CANADIAN GENERAL ELECTRIC TYPE "ES-" VOLTAGE TRANSFORMERS

Type	Primary Volts	Standard Ratios	Secondary Volts	System Voltages
ES-25	13,800	120-200:1	115-69	23,000
ES-34.5	21,000	175-300:1	120-70	34,500
ES-46	27,600	240-400:1	115-69	46,000
ES-69	42,000	350-600:1	120-70	69,000
ES-115	69,000	600-1,000:1	115-69	115,000
ES-138	84,000	700-1,200:1	120-70	138,000
Number of Secondaries		2 tapped or untapped		

Accuracy Rating at 60Hz

- (1) ES25 and ES34.5 only 0.3WXYZ,0.6ZZ; 0.6Z-0.6Z
- (2) All others 0.3WXYZ,ZZ; 0.3Z-0.3Z


Frequency  
Style

6CHz  
Post type, oil insulated, outdoor

- (1) The accuracy rating is 0.3WXYZ,0.6ZZ on either the full winding or the tap and applies to the secondary winding when the tertiary winding is not loaded, to the tertiary winding when the secondary winding is not loaded and to both windings when the designated burden is divided in any proportion between the two windings; and 0.6Z-0.6Z on either the full winding or the tap applies to the secondary winding when the tertiary winding is loaded with Z burden or vice versa.
- (2) The accuracy rating is 0.3WXYZ,ZZ on either the full winding or the tap and applies to the secondary winding when the tertiary winding is not loaded, to the tertiary winding when the secondary winding is not loaded and to both windings when the designated burden is divided in any proportion between the two windings; and 0.3Z-0.3Z on either the full winding or the tap applies to the secondary winding when the tertiary winding is loaded with Z burden or vice versa.

The nameplates are marked 0.3WXYZ,0.6ZZ, for Type ES25 and ES34.5 only.  
All others 0.3WXYZ,ZZ

CANADIAN GENERAL ELECTRIC TYPE "ES-" VOLTAGE TRANSFORMERS



Description

These voltage transformers are designed for outdoor service in the operation of meters, relays and control devices and are insulated for line to ground operation.

It has a single high voltage porcelain bushing which opens to the base which contains the transformer.

This transformer uses high grade grain oriented steel and has a primary winding of the continuous layer wound type.

The transformer is oil insulated and a metal expansion tank with gauge is mounted on the top of the porcelain bushing.

The primary connection is made to a terminal fixed to the top of the expansion tank.

Leads from the secondary windings are brought to terminals within a terminal box at the side of the base.

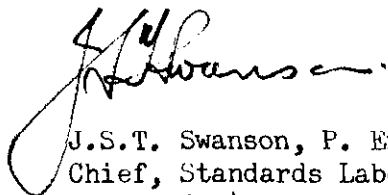
Each transformer has two separate secondary windings. These windings may be untapped and produce either of the voltages listed or they may be tapped. In the latter case, the secondaries will be identical and will produce both the voltages listed. In this case the higher voltage will be available from terminals X1-X3 and Y1-Y3 and the lower voltage will be available from X2-X3 and Y2-Y3.

In all cases, the terminal of the pair with the lower suffix will have the same polarity as the primary terminal H1.

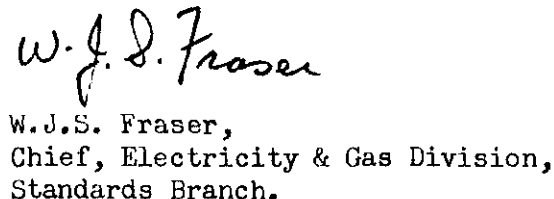
This is a reissue of circular SD-EA370 to cover transformers with tapped secondary windings, and with voltage ratings conforming to CSA-C13-1970.

Approval granted to:

Canadian General Electric Company Ltd.,  
Toronto 4, Ontario.



J.S.T. Swanson, P. Eng.,  
Chief, Standards Laboratory,  
Standards Branch.



W.J.S. Fraser,  
Chief, Electricity & Gas Division,  
Standards Branch.

Ref: SL-100-251 (F&G)  
SE-85-1-6