



Department of consumer and corporate affairs / Ministère de la consommation et des corporations



STANDARDS BRANCH - DIRECTION DES NORMES

**NOTICE OF APPROVAL
AVIS D'APPROBATION**

E-114

OTTAWA SEPTEMBER 30, 1974

LANDIS & GYR PULSE CONVERTER RELAY TYPE FEF2

Apparatus

Input	SPST (2-wire) dry contact
Input pulse rate	up to 5 pulses per second
Min. pulse duration (1)	80 milliseconds
Max. input resistance	3000 ohms
Output	SPDT (3-wire) Form C mercury - wetted relay
Output contact rating	50va max. 250v dc or ac
Input/Output pulse ratio	1:1
Temperature range	-20°C to +50°C
Power supply	115-120 volts, 60Hz

Note: The mercury-wetted relay will operate only in a vertical position and to ensure that the unit is mounted this way in service, the housing will carry a note to this effect.



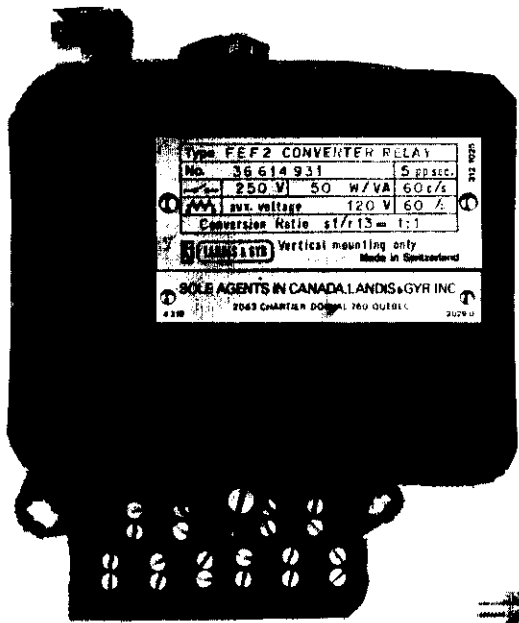
- (1) r4 80 milliseconds (S-EA.417)
r6 90 milliseconds (E-34)

Description

The Landis & Gyr converter relay type "FEF2" was designed to convert a 2-wire impulsing circuit to a 3-wire impulsing circuit.

The impulse receiver consists of an electronic circuit, components of which are mounted on three printed circuit type boards, in a sheet metal case, and are protected by a sealable sheet metal cover.

The output (single-pole double throw bistable pulses) is provided by the mercury-wetted relay which is mounted on the top board.



The connection terminals are easily accessible at the bottom with the following allocation -


Terminals: 1 and 2 115 volt 60 Hz power supply
3 and 4 2-wire input pulses (SPST dry contact closure)
5, 6
and 7 3-wire output pulses (SPDT) from mercury-wetted relay) terminal 5 being common.

The operation of the "FEF2" pulse converter relay provides one change of state of the mercury-wetted contact for each input pulse electronically, through charging and discharging of a condenser.


Thus, the ratio of input to output pulses remains 1:1.

Approval granted to :

Landis & Gyr Ltd.,
2063 Chartier Street,
Dorval 760, Quebec.



J. L. Armstrong, P. Eng.,
Chief, Standards Laboratory,



D. L. Smith, P. Eng.,
Chief, Electricity & Gas
Division

Metrology and Laboratory Services

Ref: GL 1145-57/ L1-43 E