


DEPARTMENT OF CONSUMER AND CORPORATE AFFAIRS

STANDARDS BRANCH



Ottawa, Jan. 10, 1969.

NOTICE OF APPROVAL

FOR

LEEDS & NORCOTT SPEEDOMAX TYPE "R" MODEL "R" ROUND  
SCALE POTENTIOMETER INDICATOR

APPROVALS

Millivolt Input *	0-10 to 0-1000 millivolts
Record	maximum demand indicator only (if installed)
Indicator Speed	5 seconds for full scale travel
Stabilization	continuous automatic (zero diode)
Approved Amplifier	10L194
Maximum External Resistance	2000 ohms
Power Supply	120 volts 60 hz

\* The kilowatts, megawatts or other power function which the millivolts represent will be shown on the nameplate, scale and range card nameplate.

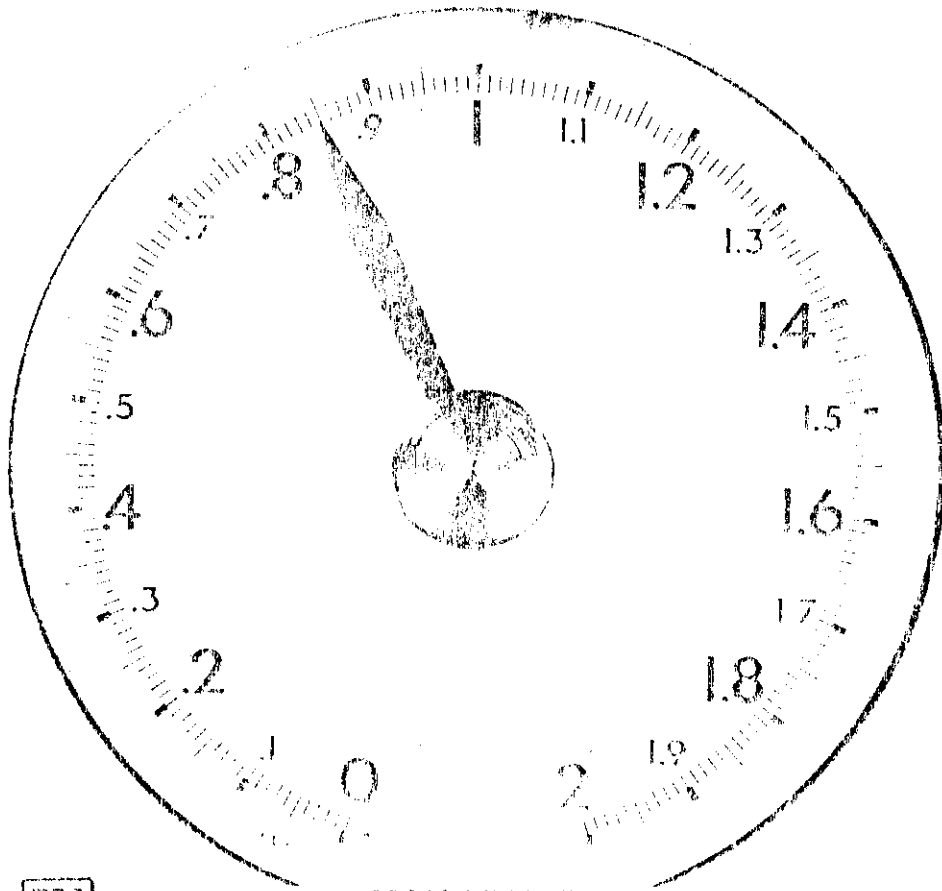
Type Designation. Made up of the following groups of numbers, all of which are covered by this approval.

100 - 985 - 000 - 0999 - 6 - 000 - 006 - 002 - 030 - 032 - 036 - 420 - S1 - 100  
(a) (b) (c) (d) (e) (f) (.....g.....)

- (a) 100 Speedomax type "R", model "R" Indicator with range card
- (b) 985 Millivolt measuring circuit for use with thermal converter 5 second balancing speed
- (c) 000 No control options
- (d) 0999 Any millivolt span between 10 and 1000 millivolts. The scale will be selected to suit the application and will be marked in primary units along with the same value on the range card nameplate. All instruments covered by this approval having a maximum demand indicator (S1) will incorporate downscale failsafe action (002).
- (e) 6 120 volts 60 hz

LEEDS & NORTHROP SPEEDOMAX TYPE "R" MODEL "R" ROUND SCALE POTENTIOMETER INDICATOR

---



SPEEDOMAX, H

---

(f) 000 No chart or chart motor

(g) Optional features

006 C.S.A. Approval  
 002 Input failsafe downscale. For instruments with maximum demand indicator (S1 option)  
 030 Special scale  
 032 Legend plate on door  
 036 Door lock. Required on all billing applications  
 420 Solid state servo amplifier (101194)  
 S1 Maximum demand indicator  
 128 Black case instead of gray

#### Description

The Speedomax Type "H" Model "R" Round Scale Potentiometer Indicator is very similar in design to the Type "H" Model "S" strip chart potentiometer recorder receiving approval under "E-18" but differs mainly in that the value of the measured quantity is indicated by the position of a pointer over a circular scale. It has no chart or pen.

Instruments having "S1" in the type designation have a maximum demand pointer which is driven around the periphery of the scale and left at the highest position reached by the indicating pointer from where it may be lowered manually.

The circuitry, amplifier, regulated voltage supply and range card are mounted at the rear of the case and the terminal panel is accessible at the back of the case.

The display module comprising the slide wire, balancing motor, scale and pointer(s), is mounted on a swing out panel at the front of the case.

Indicators used in a billing application will have the specification number "036" included in the type designation denoting that a door lock is provided for use by the utility.

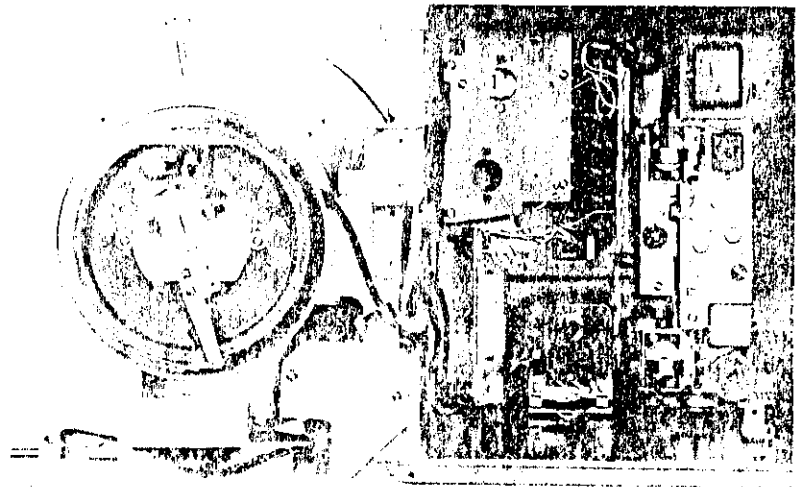


Other than this, the type "H" model "R" potentiometer indicator is approved for use unsealed.

Note: Full scale travel is approximately 98% of the marked value due to the demand indicating pointer contacting the framework.


Nameplate of model illustrated does not include the required (002) downscale failsafe.

LEEDS & NORTHROP SPEEDOMAX TYPE "H" MODEL "R" ROUND SCALE POTENTIOMETER INDICATOR

---



Approval granted to: *Electro-Systems, Canada Limited,*  
*Montreal, (1957-10),*  
*Ontario.*



W.D.S. Fraser,  
Chief, Electricity & Gas Division,  
Standards Branch.

J.D.F. Johnson,  
Chief, Standards Laboratory,  
Standards Branch.

Ref. SL-100-200 (1)