



S.WA-3000

Approval No. d'approbation

Previously listed on S.WA-T107 Rev.1

Ottawa, September 4, 1980

NOTICE OF APPROVAL - AVIS D'APPROBATION

Company: Canadian Scale Company Ltd.,
305 Horner Avenue
Toronto, Ontario

Manufacturer: Canadian Scale Company Limited

Type of Device: Floor or pit mounted electronic dormant scale.

Approved Accessories: This device may be used with any compatible accessory.

Application: The weighing of general merchandise in industrial applications.

Device Description: This device is a full electronic dormant platform scale which can be installed at floor level or in a pit.

The load cell suspension system incorporates four (4) rigidly mounted bending beam load cells (manufactured by H.B.M., Revere, Transducer and B.L.H.) connected through a flexible connection to the weighing platform.

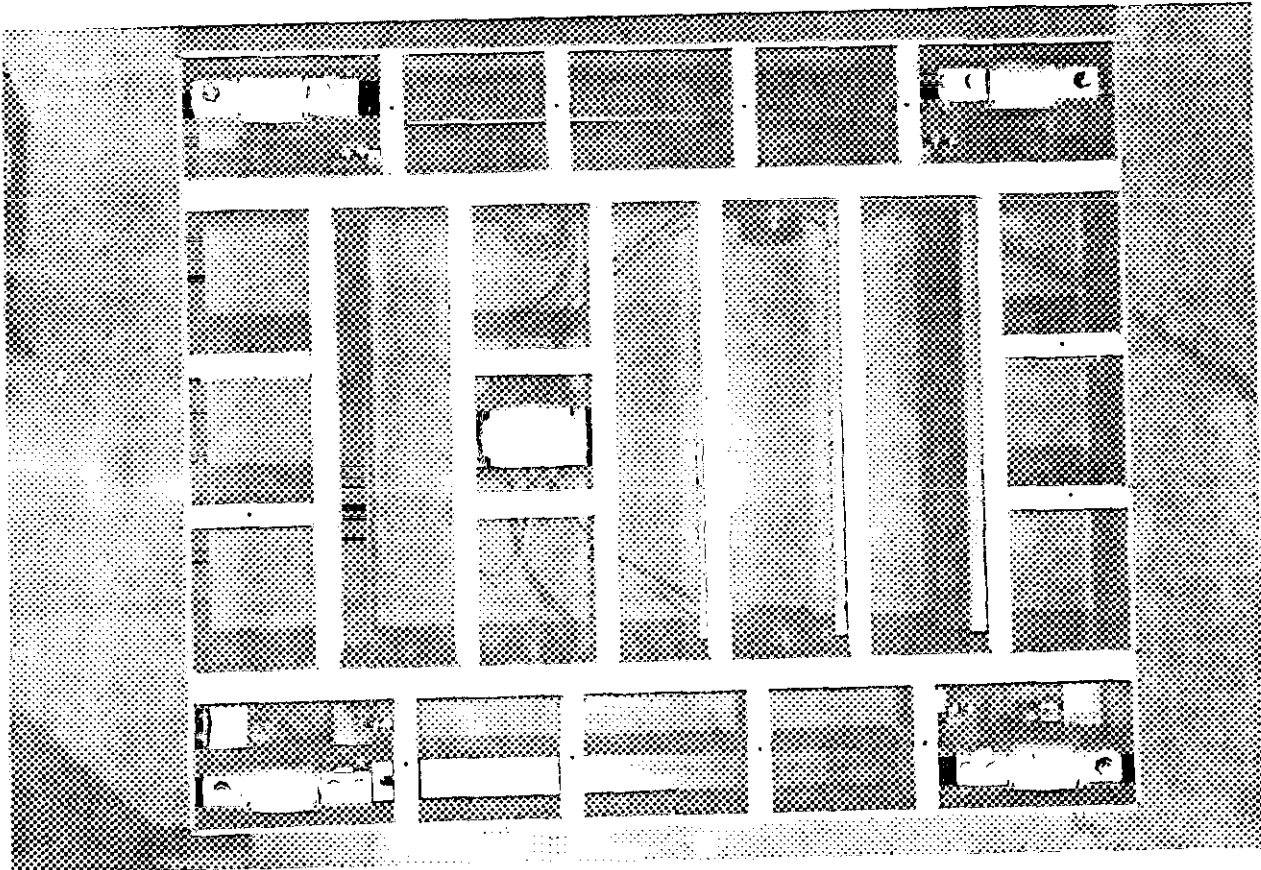

The weighing element is restrained longitudinally, laterally and overloading by means of adjustable bumper stops.

The load cells, load cell mounting, suspension materials and sizes of materials used vary only with the strength required for various capacities and platform sizes.

Weight indication is by means of an approved compatible digital weight indicator.


<u>MODEL NUMBER</u>	<u>PLATFORM SIZE</u>			<u>CAPACITY</u>	
					or Metric Equiv.
CEP 133	3'	x	3'	1000 lb.	"
CEP 144	4'	x	4'	1000 lb.	"
CEP 433	3'	x	3'	4000 lb.	"
CEP 444	4'	x	4'	4000 lb.	"
CEP 455	5'	x	5'	4000 lb.	"
CEP 744	4'	x	4'	7500 lb.	"
CEP 754	5'	x	4'	7500 lb.	"
CEP 764	6'	x	5'	7500 lb.	"
CEP 755	5'	x	5'	7500 lb.	"
CEP 765	6'	x	5'	7500 lb.	"
CEP 775	7'	x	5'	7500 lb.	"
CEP 1544	4'	x	4'	15000 lb.	"
CEP 1554	5'	x	4'	15000 lb.	"
CEP 1555	5'	x	5'	15000 lb.	"
CEP 1565	6'	x	5'	15000 lb.	"
CEP 1575	7'	x	5'	15000 lb.	"
CEP 1586	8'	x	6'	15000 lb.	"
CEP 1597	9'	x	7'	15000 lb.	"
CEP 151010	10'	x	10'	15000 lb.	"
CEP 2065	6'	x	5'	20000 lb.	"
CEP 2076	7'	x	6'	20000 lb.	"
CEP 2086	8'	x	6'	20000 lb.	"
CEP 2097	9'	x	7'	20000 lb.	"
CEP 201010	10'	x	10'	20000 lb.	"
CEP 3065	6'	x	5'	30000 lb.	"
CEP 3076	7'	x	6'	30000 lb.	"
CEP 3086	8'	x	6'	30000 lb.	"
CEP 3097	9'	x	7'	30000 lb.	"
CEP 301010	10'	x	10'	30000 lb.	"

NOTE: The model CEP was previously listed on S.WA-T107 as CED



APPROVAL is granted under the Weights and Measures Act, S.C.1970-71-72, Chapter 36, and the Weights and Measures Regulations C.R.C.c., 1605 for use in Canada under the general conditions of the said Regulations, and under any special conditions listed above.

Reference No.: G6922-C257-10



John Armstrong, Chief
Weights and Measures Division
Legal Metrology Branch