



Ottawa , April 24, 1980

NOTICE OF APPROVAL – AVIS D'APPROBATION

Manufacturer: Allegany Technology Inc.,
143 East Offutt Street
Cumberland, Maryland
U.S.A. 21502

Apparatus: Models - MP4/1 to V Weight Processors
Models - 400-1 and 400-2 Micro Count Systems

NOTE: The electronics for the model MP4 series weight processors and the micro-count 400-1 and 400-2 are identical circuit-wise, the variances are in the keyboard functions and the load sensors that are interfaced with them.

Rating: Model MP4/1 to V Weight Processor - limited to approved capacity of weight sensing system to which it is interfaced. Counting capacity 1,999,999.

Model 400-1 Micro Count - 50 x .01 lb, 25 x .01 lb

Note: Model 400-1 is a single scale system.

Model 400-2 Micro Count - 50 x .01 lb, 25 x .01 lb.


Note: Model 400-2 is a dual scale system.

All these items have as an option a LB/Kg switch, the indicators with this option will have mode indicators to reflect the units of measurement being used. The metric capacity will be the avoirdupois capacity times the conversion factor.


Application: The MP4/ series weight processors may be used as digital weight indicators and/or as counting scales. Typical application would be: bench scales, fork lift scales, crane scales, heavy duty vehicle scales or industrial scales.

The micro count 400-1 and 400-2 series are used for counting.


Approved Accessories:



MP4/5 WEIGHT PROCESSOR



MICRO COUNT 400-1 Single Scale



WITH LCS - WEIGHT SENSOR 400-1 BECOMES 400-2

FIGURE 1

Description: A) The MP4 series Weights Processor

These are digital weight indicators. There are a variety of options available and they are indicated by the Number following the oblique stroke in the model number. The model MP4/5 illustrated in Figure 1 contains all the available options. For instructions on how to use refer to the long form of approval.

B) Micro-Count 400-1

This is a single scale counting system. The resolution of the indicator can be expanded by a factor of 10, i.e., on a 25 x .01 lb the resolution can be expanded to 25 x .001 lb.

C) Micro-Count 400-2

This is a dual scale system, used for counting and consists of a micro count 400-1 with a Scale 1, Scale 2 selector switch and an LCS model weight sensor. All electronics are housed in the indicating scale unit. On this system there is a lighted indicator to show when Scale 2 is being used.

For information on the operation of the micro-count scales refer to the long form of approval.

All of these indicators have a keyboard switch for testing the displays.

Center of zero is indicated on the MP4 weight processors by two indicators on the left of the display, one indicator lit the scale is off zero by 1/4 grad, 2 indicators lit the scale is off zero by 1/2 grad.

Testing: Tolerances used when these items are used for counting are detailed in Part 15 of W+M Regulations.

The displays may be tested using the test button on the keyboard.

Special Conditions: The sealing means is exempt from providing ready access to other components or adjustments as per SGM3/10.

Approval is granted under the Weights and Measures Act, S.C.1970-71-72, Chapter 36, and the Weights and Measures Regulations C.R.C.c., 1605 for use in Canada under the general conditions of the said Regulations, and under any special conditions listed above.

File No. *SL* G6922-A131

.....*J. D. Buchanan*.....
John Buchanan
Acting Chief
Weights and Measures Division
Legal Metrology Branch

