



**NOTICE OF APPROVAL
AVIS D'APPROBATION**

S.WA - 776

Revision 2

Ottawa, October 2, 1975

HOWE RICHARDSON SELF-CONTAINED FLOOR SCALES - BALL BEARING TYPE

MANUFACTURER: Howe Richardson Scale Co. of Canada Ltd.,
Ville St. Pierre, Quebec

APPARATUS: Self-Contained Floor Scales, either totally enclosed
or with semi-frame for built-in installation. The model numbers
serve to identify the platform size and frame type as follows:-

<u>Model Numbers</u>		<u>Platform Size</u>
<u>Enclosed</u>	<u>Semi-Frame</u>	<u>Inches</u>
100	105	46 X 38
101	106	48 X 48
102	107	60 X 48
103	108	72 X 48
104	109	76 X 54

Scales with platform sizes other than as listed above use the nearest
basic model number prefixed with letters SPC to denote a special.


The above listed scales may be equipped with any of the following
types of indicators and accessories -

- Mechanical Dials - Models 31000, 32000, 31000E4A, 34000, 36000,
37,000, 37000E4A, Avery Model CLE.
- Electronic Indicators - Series 7700, 7800, SSD.100, DI.100.
- Beams - Tare, full capacity, type recording.
- Unit Weights - manual or automatic.
- Beam over/under indicator - Model 6102.
- Projection-type beam indicator - Models 77, 77-W, 77-DW.
- Cut-offs, encoders.
- Weight printers - Models MR1, MR2, CP1, CP2.

.../2

HOWE RICHARDSON SELF-CONTAINED FLOOR SCALES
BALL AND SOCKET LOAD BEARINGS

S.WA-776




Enclosed Understructure


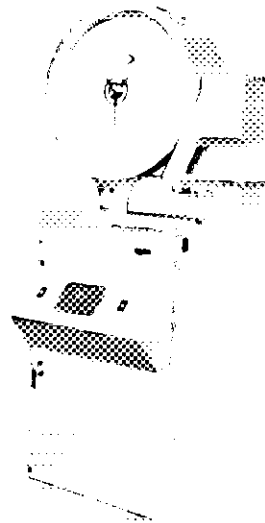


Corner Assembly

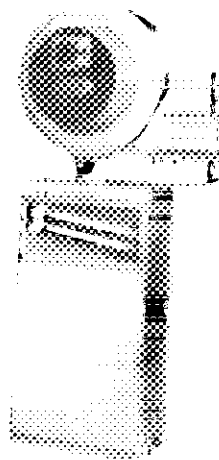
Vu-Tronic 7800-0




Magna-Tronic 7700-0



Magna-Weigh 32000



Magna-View 36000



Magna-View 34000

Mechanoprint Printers Are Optional Where Shown Above

- 3 -

TESTING: Maximum capacity - 8000 pounds

APPLICATION: The weighing of commodities in trade.

DESCRIPTION: The scales listed above supersede the Howe Richardson ball bearing floor scales of earlier manufacture as listed on SD-WA.169 and SD-WA.217. The current scales differ from the earlier models with respect to the following:-

- Indicators and auxiliary equipment.
- Welded steel construction replaces certain cast iron components in the under-structure.
- Current models have shallower understructure due to shortened lever stands and shallower load bearing assemblies.

These scales utilize two L-shaped torsion type main levers and a transfer lever, arranged in the conventional manner. Main levers are constructed of steel pipe and steel lever arms, assembled by welding.

Load bearings are ball and socket type, each corner bearing assembly utilizing two bearing balls.

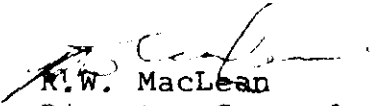
These scales may be furnished either with full frame or with semi-frame, for floor mounting or for built-in installation respectively. Scale platforms are of steel plate.

Scales with electronic indication utilize an electrical resistance strain gauge load cell connected to the transfer lever. Load cell output is amplified and fed to the indicator.

TESTING: The standard tests for platform floor scales shall apply.

REFERENCE: GL 1153-57/H186-89

Conditions of Approval: Approval is granted under the Weights and Measures Act, S.C. 1970-71-72, Chapter 36, and the Weights and Measures Regulations P.C. 1974-1461 of June 27, 1974 for use in Canada under the general conditions of the said Regulations, and under any special conditions listed above.


R.W. MacLean
Director-General
Standards Directorate