



Department of consumer and corporate affairs / Ministère de la consommation et des corporations



STANDARDS BRANCH - DIRECTION DES NORMES

# NOTICE OF APPROVAL

S.WA-579

Revision 2

OTTAWA ..... JULY 29 , 1971.....

Approved: HOWE RICHARDSON BENCH AND PORTABLE FLOOR SCALES  
DIAL INDICATION    DIGITAL INDICATION    BEAM INDICATION

manufactured by Robert Morse Corp. Ltd., Dominion Industrial Bldg., Ville St. Pierre, Quebec.

Apparatus Listed: Bench Scales and Portable Floor Scales with dial, digital or beam indication. Model numbers serve to identify indicator type, platform size, and maximum scale capacity.

Double Pendulum Indicator Mechanism  
Magna-Weigh Dial Indication  
Magna-View Projected Digital Indication

Model Numbers

<u>Magna-View</u>		<u>Magna-Weigh</u>		<u>Platform</u>	<u>Max. Capacity</u>	
<u>Bench</u>	<u>Floor</u>	<u>Bench</u>	<u>Floor</u>	<u>Size-In.</u>	<u>Pounds</u>	<u>Kilograms</u>
9300-1	9300-2	5600-1	5600-2	22 x 22	450	180
9400-1	9400-2	5700-1	5700-2	26 x 32	3000	1500
9500-1	9500-2	5800-1	5800-2	32 x 32	3000	1500

Single Pendulum Indicator Mechanism  
Magna-View Projected Digital Indication

<u>Model No.</u>		<u>Platform</u>	<u>Max. Capacity</u>	
<u>Bench</u>	<u>Floor</u>	<u>Size-In.</u>	<u>Pounds</u>	<u>Kilograms</u>
9600-1	9600-2	22 x 22	400	160
9700-1	9700-2	26 x 32	2600	1300
9800-1	9800-2	32 x 32	2600	1300

Mechano-Weigh Beam Indication

<u>Model No.</u>		<u>Platform</u>	<u>Max. Capacity</u>	
<u>Bench</u>	<u>Floor</u>	<u>Size-In.</u>	<u>Pounds</u>	<u>Kilograms</u>
5700-3	5700-4	26 x 32	3000	1160
5800-3	5800-4	32 x 32	3000	1160

All dial and projection indication scales are equipped with capacity and tare beams.

Weight printers are optional on scales with dial indication.

A double beam with counterpoise weights is standard equipment on Mechano-Weigh scales. A full capacity beam is optional.

Magna-weigh scales may be equipped with double ratio counting attachment.

Load Rating: Maximum capacities are as listed above.

Application: The weighing of commodities in trade.

Description: These scales utilize two centre-connected load levers of "A" form and cast construction, arranged in conventional manner. Load bearings are suspension type, self aligning.

Dial indication scales (Magna-Weigh) employ the normal Howe tape-driven double pendulum head mechanism, the dial head being of the Howe Richardson 32000 model series.

Digital indication scales (Magna-View) are equipped with a projection system by means of which the weight indication is magnified and displayed on a viewing screen. Single pendulum head mechanisms are of the Howe Richardson 34000 model series. Double pendulum mechanisms are of the 36000 model series.


Scale housings and load platforms are principally of welded sheet steel construction with enamel finish.


Floor scales with double pendulum heads are equipped with wheels for portability. Levelling feet are furnished on scales with single pendulum heads. Wheels are optional on scales with beam indication.


Testing: The standard tests for bench and floor scales shall apply.

References: SW-85-H11  
SL-102-88


Note: Approval is granted under the Weights and Measures Act, Chapter 292, and Regulations thereunder (P.C. 6894) for use in Canada under the general conditions of P.C. 6894, and under any special conditions listed above.

  
(for) Chief,  
Weights and Measures Division,  
Standards Branch.

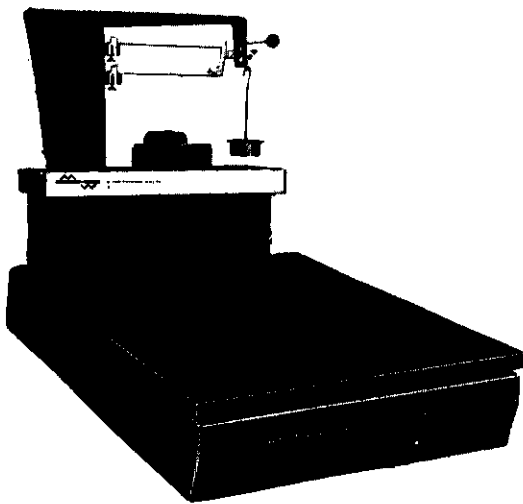
  
R.W. MacLean,  
Director,  
Standards Branch.



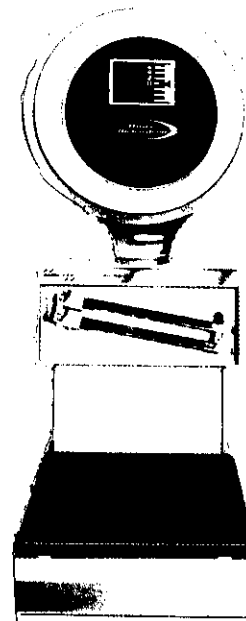
MAGNA-WEIGH BENCH SCALE  
WITH OPTIONAL PRINTER



MAGNA-VIEW BENCH SCALE  
SINGLE PENDULUM TYPE



MECHANO-WEIGH BENCH SCALE



MAGNA-VIEW BENCH SCALE  
DOUBLE PENDULUM TYPE