



CANADA

DEPARTMENT OF TRADE AND COMMERCE

STANDARDS BRANCH

S-WA.525  
(Revised)

OTTAWA, June 29, 1965.

APPROVAL LISTING

HOWE-RICHARDSON RAILWAY TRACK SCALE

Under the provisions of the Weights and Measures Act, Chapter 292, R.S.C. 1952, and Regulations thereunder (P.C. 6894), the apparatus specified and illustrated herein have been listed as approved devices and may be used in Canada in accordance with the conditions applicable.

Apparatus Listed: Four section Railway Track Scales equipped with full capacity beams, type registering beams, cabinet dials (with or without automatic drop weights, printers or remote indicators), Howetronic dials (with or without printers or remote indicators). Basic model numbers with beam indication are as follows:

Models 7200, 7201, 7202, 7210, 7211, 7212, 7213, 7214, 7220, 7221, 7222, 7223, 7224, 7230, 7231, 7232, 7233, 7240, 7241, 7242, 7243.

Manufactured by Howe-Richardson Scales Division of Robert Morse Corporation Limited, Dominion Industrial Building, Ville St. Pierre, Quebec.

The symbol CD after the model number indicates cabinet dial.

The symbol CDR after the model number indicates cabinet dial with Range-O-Matic drop weights.

The symbol 7700 after the model number indicates Howetronic dial with single load cell.


Rating of Apparatus: Capacities from 100 tons to 250 tons with 20 pound graduations.

Application: Static weighing of railway rolling stock and weighing of loaded or unloaded vehicles in general trade use.

Conditions: As prescribed in P.C. 6894 with the added requirement that one indicating device may be used with the appropriate lever under structure. Remote head indication may be allowed in conjunction with any of the above listed types of indications.

...../2

HOWE-RICHARDSON RAILWAY TRACK SCALE



- 2 -


Description:

This device is a four section railway track scale with four main steel levers and one transverse pipe lever. The main levers are constructed of fabricated structural steel and are of the A design. The scale is of the suspension bearing type with the load suspended below the pivot line on the bifurcated pivot arms of the steel main levers. Pivots and bearings of alloy steel are interchangeable and are fitted into machined ways and are continuously supported throughout their entire length. Bearings are self-aligning. The deck may be of the full floating or rigid design. The deck surface may be constructed of concrete, timber or steel. The balance ball adjustment is operated by a separate tool.


Testing:

The standard tests for a railway track and vehicle scale shall apply.

  
C. S. Phillips,  
Chief, Weights & Measures Division,  
Standards Branch.

  
H. W. Maclean,  
Director,  
Standards Branch.

Ref: SL-102-780



(

(