



S-WA.521

DEPARTMENT OF TRADE AND COMMERCE
STANDARDS BRANCH

OTTAWA.....August 20, 1964.....

APPROVAL LISTING

EASTERN SCALE WESTERN SCALE

CONTRACTOR'S PORTABLE TRUCK SCALE

Under the provisions of the Weights and Measures Act, Chapter 292, R.S.C. 1952, and Regulations thereunder (P.C. 6894), the apparatus specified and illustrated herein have been listed as approved devices and may be used in Canada in accordance with the conditions applicable.

Apparatus Listed: Contractor's portable truck scales equipped with full capacity beam, type registering beam or cabinet dial, including model numbers as follows:

<u>Single Units</u>		<u>Split Frame</u>		<u>Tandem Connected</u>	
<u>Models</u>	<u>Maximum Capacity</u>	<u>Models</u>	<u>Maximum Capacity</u>	<u>Models</u>	<u>Maximum Capacity</u>
2020PSR,	25 tons.	24035PSR,	45 tons.	2020-40PSR,	45 tons.
3020PSR,	35 tons.	24040PSR,	45 tons.	3020-50PSR,	55 tons.
3025PSR,	35 tons.	25035PSR,	55 tons.	2525-50PSR,	55 tons.
3030PSR,	35 tons.	25040PSR,	55 tons.	3030-50PSR,	55 tons.
4030PSR,	45 tons.	25050PSR,	55 tons.	3535-60PSR,	65 tons.
4035PSR,	45 tons.	25060PSR,	55 tons.	2525-65PSR,	70 tons.
5025PSR,	55 tons.	26050PSR,	65 tons.	3030-65PSR,	70 tons.
5035PSR,	55 tons.	26060PSR,	65 tons.	3030-80PSR,	85 tons.
		26550PSR,	70 tons.	2525-100PSR,	105 tons.
		27060PSR,	75 tons.	3030-100PSR,	105 tons.
				3535-100PSR,	105 tons.
				3535-125PSR,	130 tons.

Manufactured by Eastern Scale Works Limited, 30 Carnforth Road, Toronto 16, Ontario, and Western Scale Company Limited, 680 Industrial Avenue, Vancouver 10, B. C.

When the symbol CD is used after the model number it indicates cabinet dial head.

Rating of Apparatus: From 10 to 130 tons.

Application: Weighing sand, gravel and other construction materials when conditions are such that the scale must be moved from place to place.

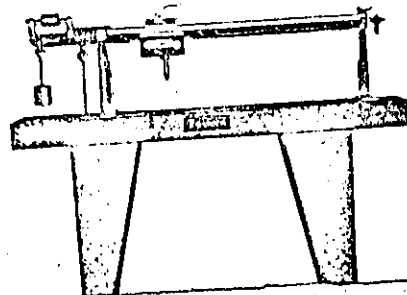
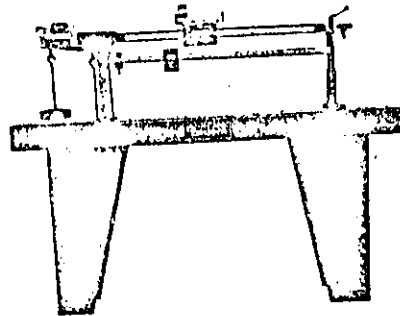
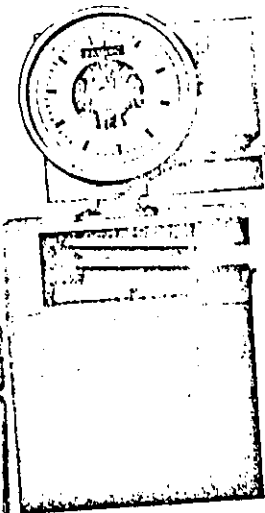
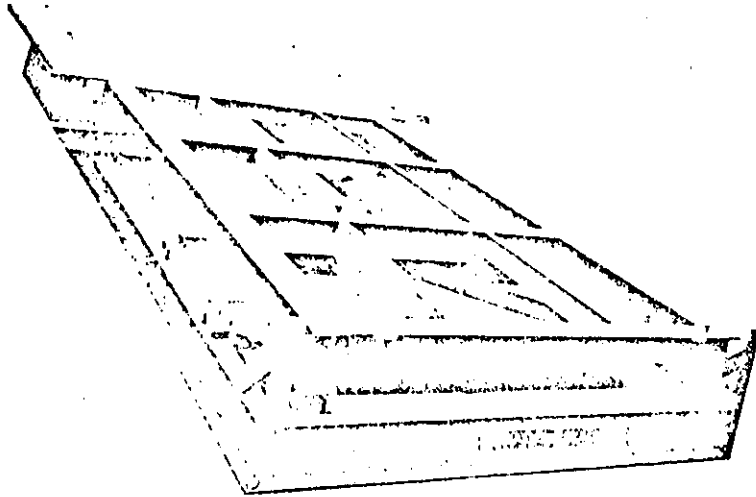
Year	Value
1990	100
1991	100
1992	100
1993	100
1994	100
1995	100
1996	100
1997	100
1998	100
1999	100
2000	100
2001	100
2002	100
2003	100
2004	100
2005	100
2006	100
2007	100
2008	100
2009	100
2010	100
2011	100
2012	100
2013	100
2014	100
2015	100
2016	100
2017	100
2018	100
2019	100
2020	100
2021	100
2022	100
2023	100
2024	100
2025	100
2026	100
2027	100
2028	100
2029	100
2030	100

(

(

EASTERN SCALE WESTERN SCALE
CONTRACTOR'S PORTABLE TRUCK SCALE

S-WA.521



Conditions:

As prescribed in P.C. 6894 with the added requirement that the use of the scale in any one location shall be of a temporary nature.

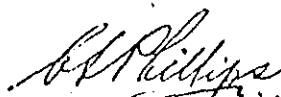
Description:


These devices are constructed to allow contractors to move them to any desired location. The single unit is of the pipe lever design with two end torque type levers and a single extension pipe lever secured to the transfer arm and acting as the transfer lever. The split frame unit is a 3 section pipe lever design made up of the single unit and one section connected with a long pipe transfer lever. The tandem unit is made up of two complete single lever units with the transfer lever of each unit connected to a suitable common head or beam indicating the total capacity of the combined scale. The scales are for pitless installation and may be equipped with wooden deck, steel deck or concrete deck. Each scale unit is mounted in a fabricated steel frame. The balance ball adjustment is operated by a separate tool.

The Dial Heads may or may not be supplied with ticket printers. Dial Heads are supplied by Detecto Scale Company, Brooklyn, New York, U.S.A.

Testing:

The standard tests for a vehicle scale shall apply. Scales made up of two units shall be considered as 4 section scales for inspection purposes.


C. S. Phillips,
Chief, Weights and Measures Division,
Standards Branch.


R. W. MacLean,
Director,
Standards Branch.

Reference: SL-102-645

[Redacted]

[Redacted]

[Redacted]

[Redacted]

[Redacted]

(

(