



CANADA

DEPARTMENT OF TRADE AND COMMERCE
STANDARDS DIVISION

OTTAWA.....July 26th, 1956.....

APPROVAL LISTING

Contractor's Portable Truck Scale Manufactured by

L. R. Murphy Scale Co., 1610-12 North "C" St., Sacramento, Cali., U.S.A.

Under the provisions of the Weights and Measures Act, Chapter 292, R.S.C. 1952, and Regulations thereunder (P.C.6894), the apparatus specified and illustrated herein have been listed as approved devices and may be used in Canada in accordance with the conditions applicable.

Apparatus Listed: Contractor's portable truck scales,

Single unit models: 2020-PSR, 3025-PSR, 3030-PSR, 4035-PSR, and 5035-PSR. The first two integers of the model number indicates the capacity in tons and the last two integers indicate the length of the scale.

Split frame models: 24035-PSR, 25035-PSR, 25040-PSR, 25050-PSR, 26060-PSR, 26550-PSR, 25060-PSR, 26060-PSR, and 27060-PSR. The second and third integers in the model number indicates the capacity in tons and the fourth and fifth integer the length of the scale in feet.


Tandem Connected models: 2020-40S, 2525-50S, 2525-60S, 2525-65S, 3030-50S, 3030-60S, and 3030-70S, the last two integers indicates tons capacity, the sum of the first two integers and the third and fourth integers is the scale length.


Application: Weighing sand, gravel and other construction material when conditions are such that the scale must be moved from place to place.

Conditions: As prescribed in P.C.6894. NOTE: The devices listed are not approved for permanent installation in one location. Tare beam bar must be notched.


Description: These devices are constructed to allow contractors to move them to any desired location. The single unit is of pipe lever design with two end torque type levers and a single extension pipe lever secured to the transfer arm and acting as the transfer lever. The split frame unit is a 3 section pipe lever made up of the single unit and one section connected with a long pipe transfer lever. The tandem unit is made up of two complete single units with the transfer lever of each unit connected outside the scale frame to actuate a single beam. The scales are for pitless installation and may be equipped with wooden deck or steel deck with two wheel runways. The beam supplied may be of the two bar type or a single bar type registering model. Pivots are hardened steel V type inserted in machined ways and bearings are hardened steel self aligning type. The split frame and tandem scales may be separated into two sections for transportation.

Testing: Standard tests for truck scale shall apply.


C. S. Phillips,
Assistant Director (W&M),
Standards Division.


R. W. MacLean,
Director,
Standards Division.

Reference: A-404



MURPHY PORTABLE CONTRACTORS
ROCK SCALE
Model 5030 - HSR

SD-TA. 275