



TRADE AND COMMERCE
CANADA

SD-WA. 214

STANDARDS DIVISION

OTTAWA, February 25th, 1956.

RESTRICTED APPROVAL LISTING

Railway Track Scale, Electronic Type - Manufactured by
Cox & Stevens Aircraft Corporation, Mineola, New York, U.S.A.

Under the provisions of the Weights and Measures Act, Chapter 292, R.S.C. 1952, and Regulations thereunder (P.C. 6894), the apparatus specified and illustrated herein has been listed as an approved device for restricted use and may be used in Canada in accordance with the conditions applicable.

Note: This approval listing applies to only two installations; namely, the electronic track scale installed at Seven Islands, P.Q., the property of the Quebec North Shore and Labrador Railway Company, and one additional duplicate track scale to be installed by this firm at the same location for the same purpose.

In the event of other installations being planned, it is required that the Standards Division be notified in each case, in order to ensure that approval consideration may be arranged prior to installation.

Apparatus Listed: Railway track scale, electronic type, for motion weighing, Model CS-10A-R with registering dial and card printer, Model CS-10B with registering dial and card punching mechanism.

Rating of Apparatus: Capacity 400,000 lbs.

Application: Weighing of iron ore transported in ore cars.

Conditions: As prescribed in P.C. 6894 with the added requirement that the use of the device in trade be restricted to weighing iron ore. The maximum toleration applicable to this classification shall not exceed .2% of the load when a card printer or card punching machine is used.

This device shall bear the marking: "RESTRICTED - TRADE AND COMMERCE", or "RESTRICTED - T. & C.", as specified by regulation.

Description: This device is an electronic track scale equipped with 60 foot live rails having a fall of 7.2" (1%) and is designed for weighing cars in motion. The cars approach the scale at a speed of 1.5 M.P.H., and it is required that the car be completely on the scale for three seconds to allow the weighing mechanism to function. The weighbridge is supported by 8 Cox and Stevens wire strain gauge cells, two to each section.

Table with multiple columns and rows, containing text and numbers. The table is partially cut off at the bottom of the page.

Page 2.


Description: (Cont'd)


The scale may be equipped with an amplifying unit encased in a cabinet, separate dial and card printing mechanism, or the amplifying cabinet may contain a dial and operate an I.B.M. card punching device.

The dials have two indicators, one registers on the outer graduations and the other on the inner set of graduations. The outer circle is graduated to 10,000 lbs. x 100 lbs., and the inner graduations each represent 10,000 lbs. Zero balance is adjusted by a knob on the front of the panel adjacent to the dial.


The minimum printing and punch card registration is 100 lbs. The difference in model numbers is due only to the two types of amplifying cabinet and dial used.

Testing: The standard static tests for a track scale using a test car shall apply and additional weight shall be used to build the load used for static tests to the maximum weight of loads which may normally pass over the scale. Motion weight tests are also to be carried out using the test car and loaded ore cars to test the accuracy and repeatability of registration when the scale is engaged in motion weighing.



C. S. Phillips,
Assistant Director (W&M),
Standards Division.


R. W. MacLean,
Director,
Standards Division.

Reference: A-325.



MODEL CO-104-4
PROTECTED SERVICE



MODEL CO-105
PROTECTED SERVICE

ONE & SERVICE MOUNTAIN ROAD SHELBY

SP-44-214

Page 3