

TRADE AND COMMERCE
CANADA

SD-WA. 202

STANDARDS DIVISION

OTTAWA, October 27th, 1954.

NOTIFICATION OF TYPE LISTING

Automatic Indicating Equal Arm Scales - Manufactured by Deteco Scales, Incorporated, 540 Park Ave., Brooklyn 5, New York, U.S.A.

Under the provisions of the Weights and Measures Act, Chapter 292, R.S.C. 1952, and Regulations thereunder (P.C. 6894), the apparatus specified and illustrated herein have been listed as approved devices and may be used in Canada in accordance with the conditions applicable.

Apparatus Listed: Equal arm scales with fan type computing or non computing chart, Model 2F with either 2 lb. or 5 lb. chart; this includes catalogue numbers 2 C 10, 5 C 10, 12 C 15, 5 C 15, 2 C 10 $\frac{1}{2}$ and 5 C 10 $\frac{1}{2}$. Model 4F with either 2 lb. or 5 lb. chart; this includes catalogue numbers 4 C 5, 4 C 5 $\frac{1}{2}$, 4 S 5 and 4 S 5 $\frac{1}{2}$.

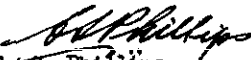
Rating of Apparatus: Model 2F (computing) maximum capacity 30 lb. (non computing) capacities 15 lb., 25 lb., 35 lb., and 50 lb. Model 4F maximum capacity 6 lb.


Application: Weighing commodities in general trade, except that when the customer read graduations are blanked off the application shall be confined to industrial and check weighing, shipping and prepackaging.

Conditions: As prescribed in P.C. 6894.

Description: These devices are equal arm scales with an extension arm on the single lever connected by a linkage to a cam arm; this transfers motion to the indicator which moves in the arc of a circle. Pivots are pear shaped and bearings are V type hardened die pressed steel plate, except the bearing in the registering head which is a V type agate. The scale is equipped with an oil dash pot, the shot cup is under the load platter and the frame is supported by adjustable legs. Both types are of the same general design and usually supplied with computing charts, but may be supplied with charts having weight indications only and equipped with or without a tare beam. The 4F type is identical with the scales listed on SD-WA. 29 and SD-WA. 30. The load receiving element may be either a platter, pan or scoop type. The scales are enclosed in a die pressed sheet steel housing finished in white enamel or black morroco.

Testing: The standard tests for an equal arm scale with fan type dial chart shall apply. Particular attention should be given to the alignment of the computing chart with the weight chart.


C. S. Phillips,
Assistant Director (W&M),
Standards Division.


R. W. MacLean,
Director,
Standards Division.


Reference A:307

DESCRITO

AUTOMATIC INDICATING E.A. COURSER SCALE

SD-VA. 202

MODEL 47



MODEL 27 (NON COMPUTING)



MODEL 27 (COMPUTING)

