



Consumer and
Corporate Affairs

Consommation et
corporations

Standards

Normes

NOTICE OF APPROVAL
AVIS D'APPROBATION

G - 102 - 2

Ottawa, May 10, 1976

ROMET LIMITED
ROTARY TEMPERATURE COMPENSATED,
POSITIVE DISPLACEMENT GAS METER

This Approval is supplementary to that of Circular G-102, dated November 20, 1973 and Circular G-102-1, dated June 20, 1974.

Apparatus

<u>Model</u>	<u>Max. Static Press. psig*</u>	<u>Max. Displacement cu.ft./hr.</u>
RM2000TC	175	2000
RM3000TC	175	3000
RM5000TC	175	5000
Temperature compensation range	-20 °F. to +120 °F.	
Base temperature	60 °F.	

*Note: These meters are not equipped with an instrument drive for auxiliary pressure devices and they are intended and APPROVED FOR USE ON LOW PRESSURE ONLY of approximately seven ounces per square inch or less, unless they are used for Pressure Factor Measurement.



Description


The meter body is the same as approved in Circular G-102 and G-102-1. A new readout unit having a temperature sensing element is presently used.

Temperature compensation is accomplished by a mechanical computer utilizing intermittent integration. The rotary

.... / 2







motion from the coupling is transferred into a linear motion which drives a striker. Duration of integration stroke is controlled by a cam attached to the temperature sensing element. A one-way coupling transmits the stroke to the compensated flow register. The temperature element is located in a well in the meter main body. This well is exposed to the stream of flowing gas. The temperature compensating unit also incorporates a temperature indicator which shows approximate temperature of the flowing gas.


The meter is equipped with one 7-digit counter-type register indicating the uncorrected gas volume. This register is not to be used for billing or registering the passed gas volume. A nameplate above the register reads: "Romet Ltd. - Reference Only - Non Comp. - Volume". Another register, a 5-digit counter-type, indicates the corrected gas volume and is to be used for billing purposes. The last two digits on this register are omitted, so that volume registration is read in 100 cu. ft. increments.

These meters can be mounted in either horizontal or vertical gas lines which carry clean and dry gas. In vertical lines flow through the meter must always be downwards. Bulls-eye type oil sight gauges are provided for maintaining the correct oil level.

Accuracy of the meter and its temperature compensation may be checked in the field according to the procedure outlined in Technical Gas Circular No. G-76-2.

Approval granted to:

Romet Limited,
Mississauga, Ontario.



J. L. Armstrong, P.Eng.,
Chief, Standards Laboratory,
Metrology and



D. L. Smith, P. Eng.,
Chief, Electricity and Gas Division,
Laboratory Services

Ref: GL 1147-57/R292-170

